

Department of human Physiology and Biochemistry A409 room

Parallels® Desktop 19

Run Windows on Mac without rebooting

Run Windows apps on Mac with Intel chip and with Apple M1 chip

Move and share content between Mac and Windows

Optimized for Windows 10, 11 and macOS Monterey

Develop and test across multiple OSs in a virtual machine for Mac

Includes Parallels Toolbox – over 30 one-touch tools for Mac and PC

Parallels® Desktop 19

Try Now 14 days for free trial.

1. download and install Parallels Desktop for Mac

2. download and install Microsoft Windows **do not Activate!** which is useful x86

Mac OS 1 AMD64/Intel chip virtualisation product at home.

Mac OS 2 M1 chip virtualisation product at home.


Install Windows avoid code input "skip code".

Offered Activate Windows **do not Activate!**

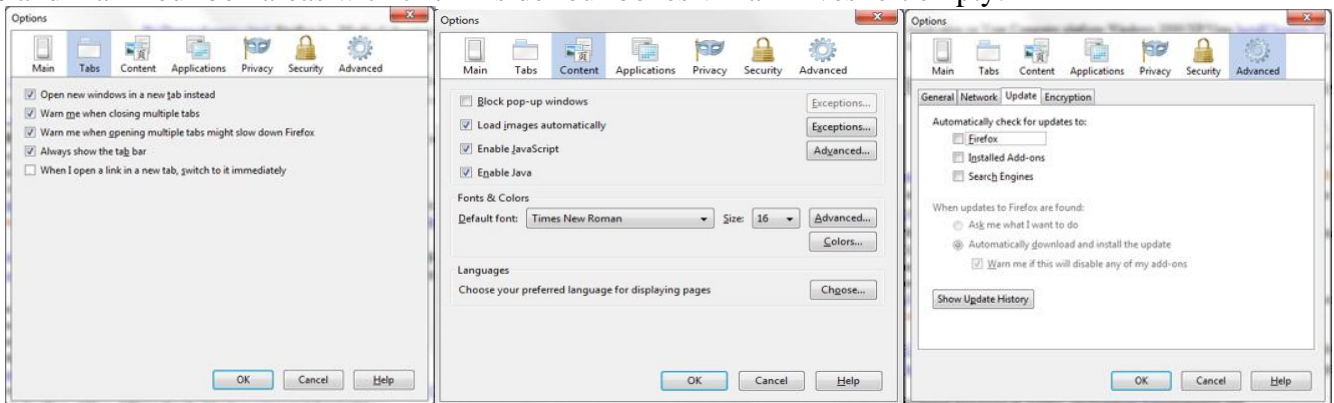
Windows right down corner suggests Activate Windows **do not Activate!**

2. Download and install Microsoft Windows which is useful x86 1 AMD64/Intel and Apple 2 M1 chip virtualization product at home. Install Win 10 avoid code input "skip code". Windows Offered Activate Windows **Do Not Activate!** Do Not lunch EDG browser too! Use MacOS Safari or GoogleChrome browser for MacOS!

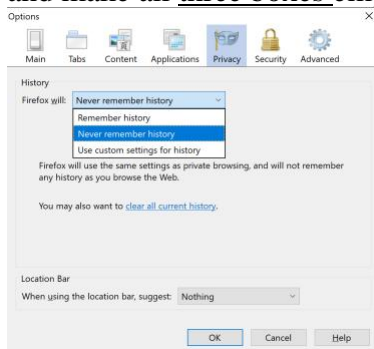
3. Download and install in 14 days on trial: Chem scape applications: [FirefoxSetup3.5.5.exe](#), [MAGE6.35](#), [draw24.exe](#), [AN2000.exe](#), [rw32b2a.exe](#), et.c:

3. Download and install on your computer browser FireFox [FirefoxSetup3.5.5.exe](#)  which have the Status Bar Output Information for Windows . After installation of browser FireFox of lunched application v.3.5.5 to denied Internet Explorer browser suggestions and certen set up FireFox as default for FireFox 3.5.5 HTML and HTM file viewer FirefoxSetup3.5.5.exe

After installation of browser FireFox you need open in menu the **Tools** in which choose **Options2** : at first use **Tabs** and mark four box areas with click inside four boxes v mark fives left empty:




FireFox; Installed Add-ons; Search Engines in menu in which choose **Options3** next to **Content** chose **Block pop-up windows** and in box areas with click inside box remove v mark and leave empty. In menu the **Tools** in which choose **Options7** next to **Advanced** chose **Updates** and in all areas with click three boxes remove v mark and make all three boxes empty. Options 5 "Never remember history" for safe browsing Home page..



<http://aris.gusc.lv/index.htm>

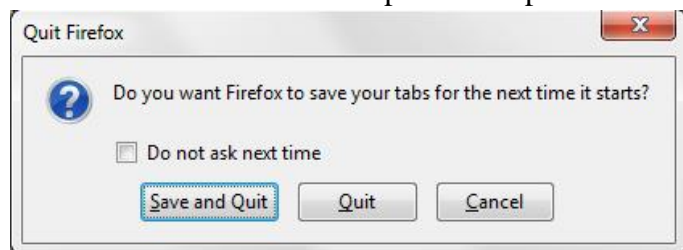
For Internet browsing would be suggested Google Chrome with installed Jmol java application. Not recommended Internet Explorer or EDGE for internet browsing for Mac OS platforms. .

2. Next You need **Chim plugins** . Chime tools and related original applications put five copies ([chime.html](#), [chime26.isu](#), [ChimeShim.dll](#), [npchime.dll](#), [NPCHIME.ZIP](#)) into plugins folders of Mozilla Firefox folder in Program Files folder for 32bit addressing usually on disc C:.

Open installed browser FireFox and lunch <http://aris.gusc.lv/> . Open in menu

the **Tools** in which choose **Options1 : Main** and push the button Use Current Pages for "Show my home page". Close the **Tools** "OK" See on first tab window "<http://aris.gusc.lv/index.html>".

To keep saved Experimental Research studies with FireFox 3.3.5 on menu Quit Firefox use



Save and Quit do not work with Options 5 Privacy 'Never remember history'

If you choose button Save and Quit, than next opening will start from tab settings what Quit before!
Not working with option 5 'Never remember history'

Enjoy the Chemistry Research Studies!


Options 5 'Never remember history' 3. **MAGE application Experimental research of 3D molecules**

Is for 3D molecules research, editing, design and proposed for exact studies, teaching, learning, studies and investigation of molecular coordinate files with suffixes `_.kin`. In Protein Science Journal V1_kins to V5_kins ground application since 1990. Year up to 1996. Year volumes of issues and National Protein Data Bank official application since 1990. to 2004. Year. Download application

<http://aris.gusc.lv/ChemFiles/Mage54PC/mage.6.35.040409.win.exe> in folder Program Files.

Download in folder Program Files 32bit addressing and use application MAGE.exe.

4. **ISIS Draw - Integrated Scientific Information System**

ISIS Draw 2.4 is One perfect stand alone integrated scientific tool in Word2003, Exel2003, PowerPoint2003 and ChemScape  Plugins in FireFox3.5.5 molecule viewer for editing, design and proposed for exact studies and investigations as well teaching and learning of molecular coordinate files with suffixes `_.mol`, `_.skc`, `_.tgf`, `_.rnx`, `_.pdb`, `_.kin`. In Protein Science Journal V1_kins to V5_kins ground application since 1990. Year up to 1996. Year volumes of issues and National Protein Data Bank official application since 1990. to 2004. Year USA, Europe, Japan so on at all Universities of World.

Download and install the self extracting installation program [draw24.exe](#) for ISIS Draw 2.4 version together with auto nomenclature tool [AN2000.exe](#) which may call given molecular structure according JUPAC nomenclature.

Download user guides for its use pdf format [drawuse_nw.pdf](#) for ISIS Draw 2.4 version and Help file for ISIS Draw 2.5 [help25.exe](#) together with auto nomenclature tool [autonom2000_lic.pdf](#) which help you to install and use programs.



RasWin applications for 3D interactive viewing molecular coordinates.

Is provided for 3D molecule view, editing, design and proposed for exact studies and investigations as well as teaching and learning of molecular coordinate files with suffixes `_.pdb`, `_.ent`, `_.xyz`, `_.cif`, `_.mol`, `_.kin`. Download and put in Program Files folder ISIS Draw 2.4 the [rw32b2a.exe](#) (version 2.6 Raswin.exe) and rename as copy the name Raswin.exe (version 2.5 Raswin.exe) and put in trash old 2.5 version application Raswin.exe and paste the name [Raswin.exe](#) on the newer downloaded file [rw32b2a.exe](#) (version 2.6 Raswin.exe). Put on desktop shortcut Raswin.exe, because from PDB applications double clic not allways runnig properly, but applications.pdb lunches after dropping of application PDB file on Raswin.exe shortcut on desktop very well. Download user guides for its use Help file for RasWin [RASWIN.HLP](#) and RasMol 2.6 command reference card [refcard.pdf](#) and RasMol tutorials pages [RasTut.html](#), [TutFiles.html](#).

That are minimal composition for studies from Home page: <http://aris.gusc.lv/>

Installation instruction Windows: <http://aris.gusc.lv/InstallChemistryMac>

Type of file: .kin, .pdb, .mol, .tgf,

Download ziped htdocsTGF folder

Download MAGE: [CarbonicAnhy.kin](#) ;

Download MAGE: [Mioglobīna.kin](#);

Download MAGE: [Hemoglobīna.kin](#);

for activation properties

Type of file: .kin, .pdb, .mol, .tgf

automatic lunch by double click on icon.

For that purpose open icon menu with right

button of mouse or touchpad the option "properties" :

and choose Opens with: change Type of file: .kin, .pdb, .mol, .tgf

activate automatic start on icon with double click.

To create data base on your computer You should have flush or downloaded htdocs.

At Windows operation system creates on disk (what you have) for example on C: disk the folder: **htdocs** .

From htdocs content mark for copy all files except two forlders **InstallHtdocs** and **ChemFiles**:

InstallHtdocs	692 MB	245 Files, 22 Folders	20 min
ChemFiles	6,64 GB	102972 Files, 3441 Folders	1 hour

Remarked content have 1,26 GB and 30 minutes require for copy in **htdocs** on your computer.

htdocs 1260 MB 30 min without **InstallHtdocs** and **ChemFiles** .

After copy in **htdocs** the folder **InstallHtdocs** :

InstallHtdocs 692 MB 20 min 245 Files, 22 Folders

And then **ChemFiles**:

ChemFiles 6,64 GB 1hours

For Mac OS platforms: copy in to Mac OS X home Folder the downloaded **htdocs** and

With direct instructions of teacher Parallel Desktop: ParallelsD10.1.1-28614

Installation perform on direct governed by teacher: